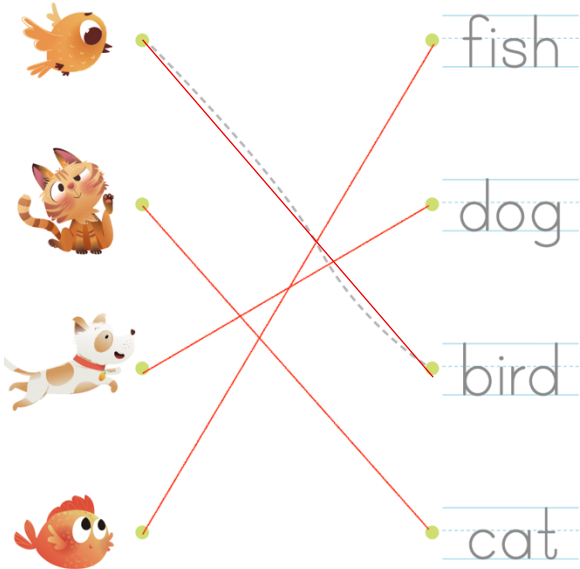


Book 1

Unit 1

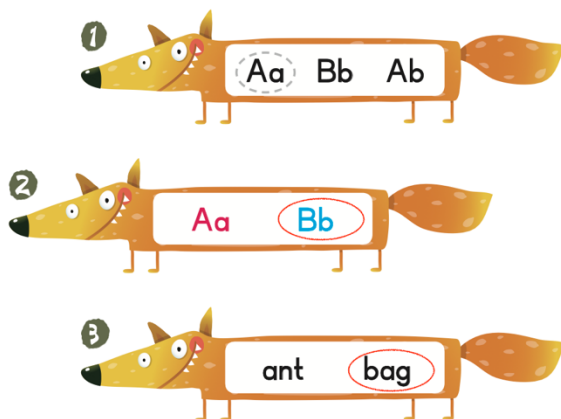
Match the picture with the word.



Circle the correct letters.



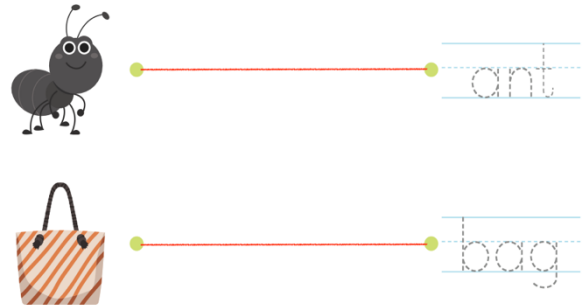
Listen and circle.



Script:

1. Listen and circle the **letter** you hear:  
A, A
2. Listen and circle the **sound** you hear:  
/b/, /b/
3. Listen and circle the **word** you hear:  
bag

Match the picture with the word. Then, trace the words.



Find and circle *I* and *have*.



Listen and match.

Script:

Listen to the beginning sound and match the correct letter.

1. bag 2. bird 3. ant 4. apple

Listen, circle and write.

I have a **dog**

Script: I have a dog.

Unit 2

Match the picture with the word.

Circle the correct letters.

Listen and circle.

Script:

1. Listen and circle the **letter** you hear:

C, C

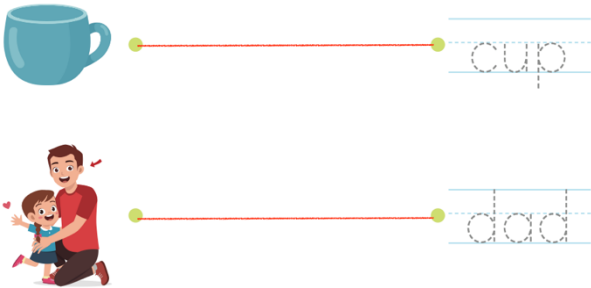
2. Listen and circle the **sound** you hear:

/d/, /d/

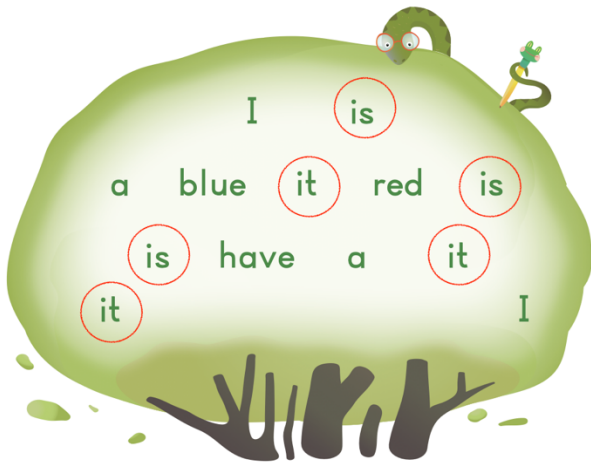
3. Listen and circle the **word** you hear:

cup

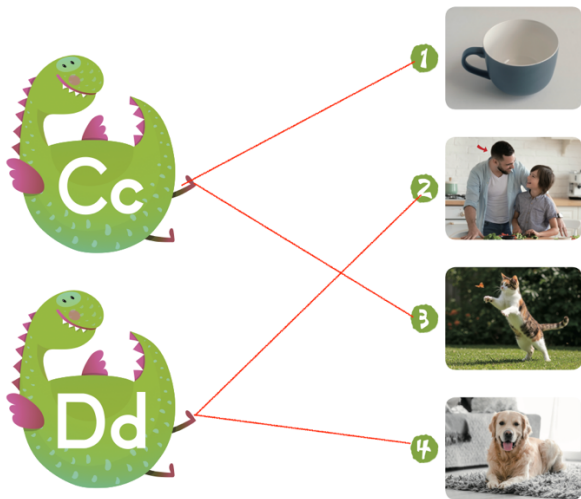
Match the picture with the word. Then, trace the words.



Find and circle *it* and *is*.



Listen and match.




Script:

Listen to the beginning sound and match the correct letter.

1. cup 2. dad 3. cat 4. dog

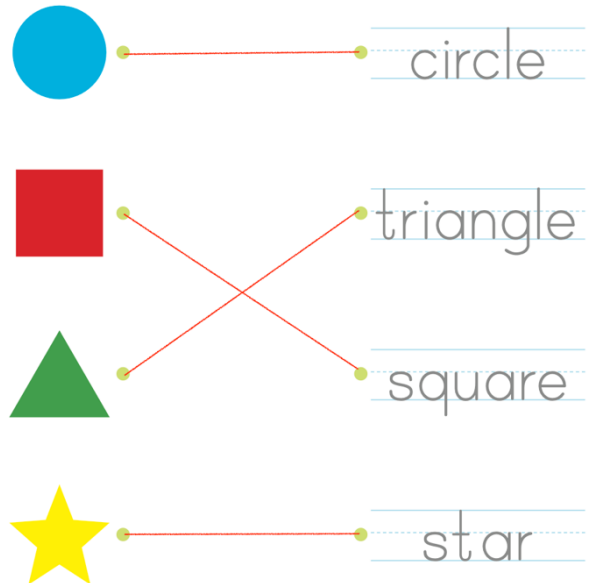
Listen, circle and write.



Script: It is yellow.

Unit 3

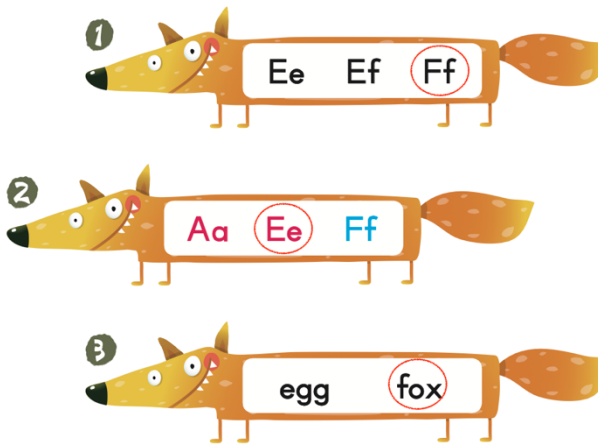
Match the picture with the word.



Circle the correct letters.



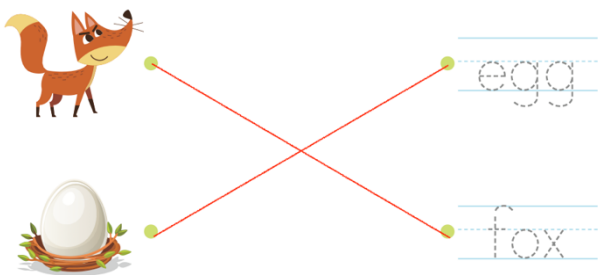
Listen and circle.



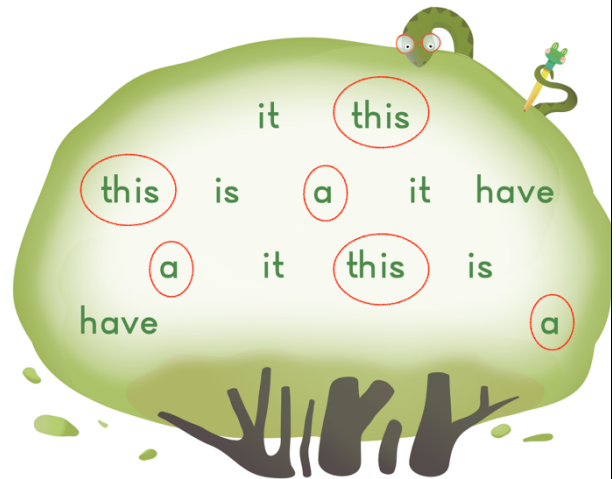
Script:

1. Listen and circle the **letter** you hear:  
F, F
2. Listen and circle the **sound** you hear:  
/ɛ/, /ɛ/
3. Listen and circle the **word** you hear:  
fox

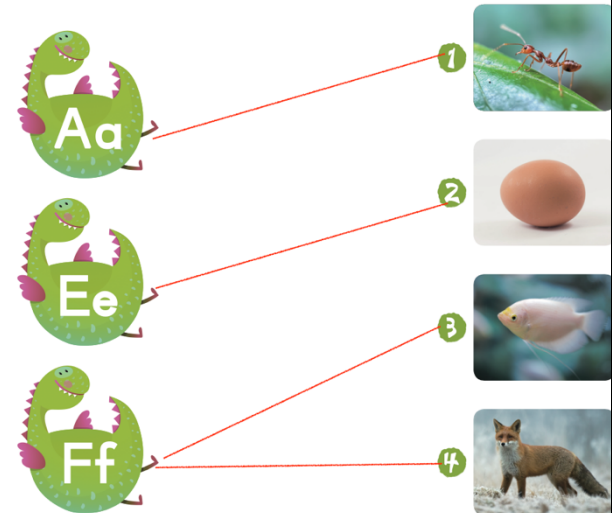
Match the picture with the word. Then, trace the words.



Find and circle *this* and *a*.



Listen and match.

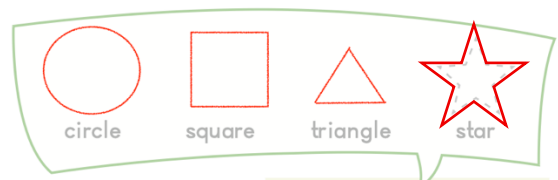


Script:

Listen to the beginning sound and match the correct letter.

1. ant 2. egg 3. fish 4. fox

Listen, draw and write.



This is a **circle**

Script: This is a circle.


**Recycle 1**

Read, circle and color.

1 I have a dog. It is yellow.



2 This is a triangle. It is red.



3 I have a fish. It is green.



Listen to the sound. Then, listen and check the word that begins with the same sound.



Script:

1. /æ/, /æ/. bird ant cup

Check the word that begins with the /æ/ sound.

2. /b/, /b/. frog dad bag

Check the word that begins with the /b/ sound.

3. /ɛ/, /ɛ/. cat egg bug

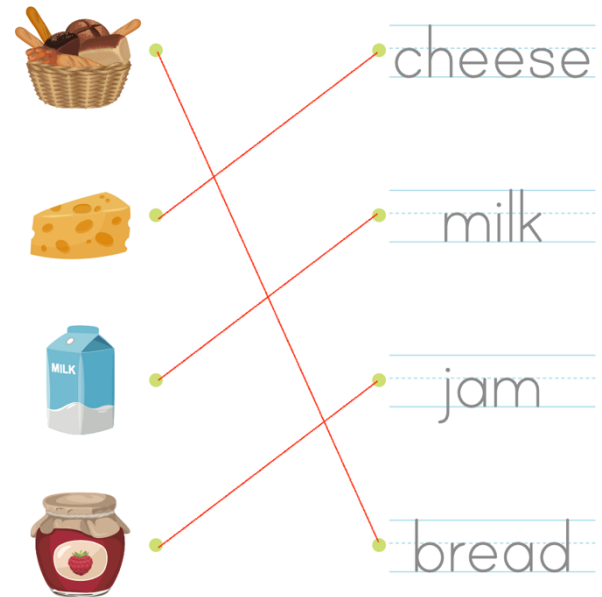
Check the word that begins with the /ɛ/ sound.

4. /f/, /f/. fox black diamond

Check the word that begins with the /f/ sound.

**Unit 4**

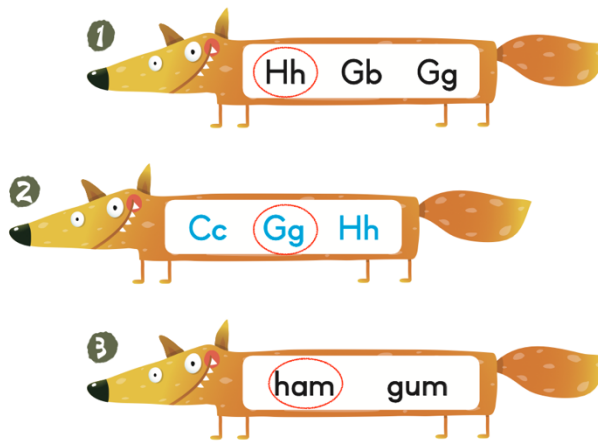
Match the picture with the word.



Circle the correct letters.



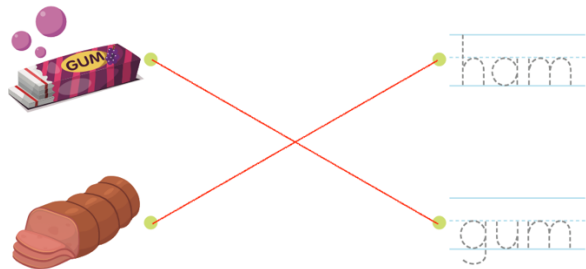
Listen and circle.



Script:

1. Listen and circle the **letter** you hear:  
H, H
2. Listen and circle the **sound** you hear:  
/g/, /g/
3. Listen and circle the **word** you hear:  
ham

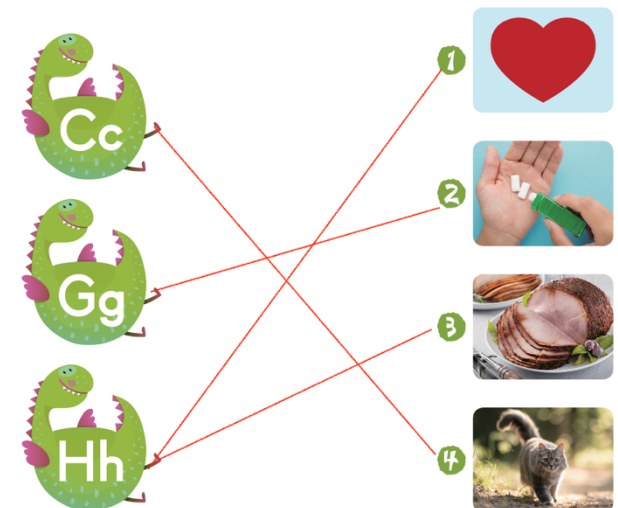
Match the picture with the word. Then, trace the words.



Find and circle *like* and *and*.



Listen and match.



Script:

Listen to the beginning sound and match the correct letter.

1. heart
2. gum
3. ham
4. cat

Listen, circle and write.



I like **bread** and **jam**.

Script: I like bread and jam.

Unit 5

Match the picture with the word.

apple  
pear  
orange  
banana

Circle the correct letters.

Ii Jj Jj  
Ji Dj

Listen and circle.

1 Ij Ii Jj  
2 Ee Ii Jj  
3 ink jet

Script:

1. Listen and circle the **letter** you hear:  
I, I
2. Listen and circle the **sound** you hear:

/dʒ/, /dʒ/

3. Listen and circle the **word** you hear:  
ink

Match the picture with the word. Then, trace the words.

jet  
ink

Find and circle *want* and *an*.

want is  
have it this want like  
want an a an  
an and

Listen and match.

Ii  
Jj


1  
2  
3  
4

Script:

Listen to the beginning sound and match the correct letter.

1. jet 2. ink 3. juice 4. jam

Listen, circle and write.

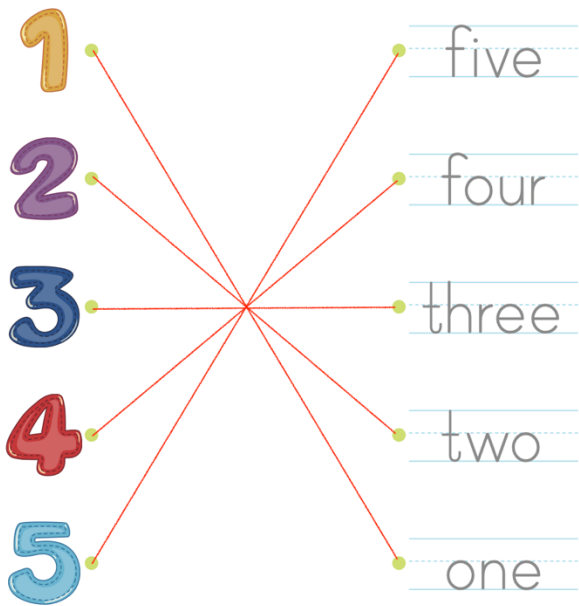


I want an **orange**

Script: I want an orange.

Unit 6

Match the picture with the word.



Circle the correct letters.



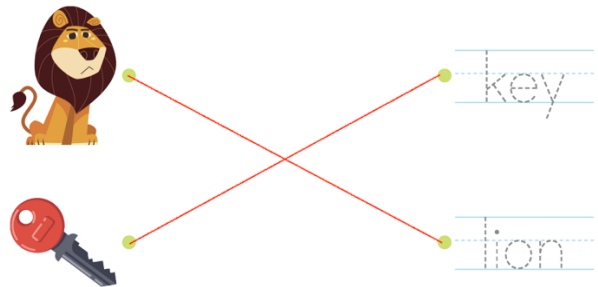
Listen and circle.




Script:

- Listen and circle the **letter** you hear:  
L, L
- Listen and circle the **sound** you hear:  
/k/, /k/
- Listen and circle the **word** you hear:  
lion

Match the picture with the word. Then, trace the words.



Find and circle *there* and *are*.



Listen and match.

Script:

Listen to the beginning sound and match the correct letter.

1. lion 2. guava 3. gum 4. key

Listen, circle and write.

There are **three** kiwis.

Script: There are three kiwis.

Recycle 2

Read and circle the correct picture.

1 I like bread and milk.



2 I want an apple and a pear.



3 There are two bananas and one orange.



Listen to the sound. Then, listen and check the word that begins with the same sound.

1

2

3

4

Script:

1. /ɪ/, /ɪ/. ink gum egg  
Check the word that begins with the /ɪ/ sound.
2. /g/, /g/. key cup guava  
Check the word that begins with the /g/ sound.
3. /h/, /h/. kiwi ham juice  
Check the word that begins with the /h/ sound.
4. /dʒ/, /dʒ/. lion jet heart  
Check the word that begins with the /dʒ/ sound.

Test 1

A. Look at the word. Then, listen and circle the picture that begins with the same sound as the word.

1	apple	2	cat
			
3	four	4	bird
			
5	dog	6	elf
			

Script:

1. apple egg ant  
Circle the picture that begins with the same sound as "apple".
2. cat cake guava

Circle the picture that begins with the same sound as "cat".

3. four fox blue  
Circle the picture that begins with the same sound as "four".
4. bird ham bag  
Circle the picture that begins with the same sound as "bird".
5. dog diamond heart  
Circle the picture that begins with the same sound as "dog".
6. elf egg ink  
Circle the picture that begins with the same sound as "elf".

B. Listen and number the words you hear.

1	6	8
 milk	 fish	 blue
4	2	5
 jam	 bird	 square
3	7	9
 green	 banana	 star

Script:

- Number 1. milk...milk.  
Number 2. bird... bird.

- Number 3. green... green.  
 Number 4. jam... jam.  
 Number 5. square... square.  
 Number 6. fish... fish.  
 Number 7. banana... banana.  
 Number 8. blue... blue.  
 Number 9. star... star.

C. Read and trace T (O) or F (X).

1  I have a dog. It is green.  
 T F

2  This is a triangle. It is blue.  
 T F

3  I like bread and ham.  
 T F

4  I want an apple and a pear.  
 T F


5  There are four oranges.  
 T F


Test 2


A. Look at the word. Then, listen and circle the picture that begins with the same sound as the word.

1 guava  


2 juice  


3 key  


4 heart  


5 like  


6 in  


Script:

- guava key gum  
 Circle the picture that begins with the same sound as "guava".
- juice jet green  
 Circle the picture that begins with the same sound as "juice".
- key fox kiwi  
 Circle the picture that begins with the same sound as "key".
- heart bag ham  
 Circle the picture that begins with the same sound as "heart".
- like lion jam  
 Circle the picture that begins with the same sound as "like".
- in apple ink  
 Circle the picture that begins with the same sound as "in".

**B. Listen and number the words you hear.**

 <p>3</p> <p>pear</p>	 <p>8</p> <p>ham</p>	 <p>6</p> <p>red</p>
 <p>9</p> <p>apple</p>	 <p>4</p> <p>triangle</p>	 <p>1</p> <p>bread</p>
 <p>2</p> <p>yellow</p>	 <p>5</p> <p>dog</p>	 <p>7</p> <p>circle</p>


**Script:**

- Number 1. bread... bread.
- Number 2. yellow... yellow.
- Number 3. pear... pear.
- Number 4. triangle... triangle.
- Number 5. dog... dog.
- Number 6. red... red.
- Number 7. circle... circle.
- Number 8. ham... ham.
- Number 9. apple... apple.

**C. Read and trace T (O) or F (X).**

1  I have a bird. It is blue.  
 T F

2  This is a star. It is red.  
 T F

3  I like bread and ham.  
 T F

4  I want an apple and a pear.  
 T F

5  There are six pears.  
 T F