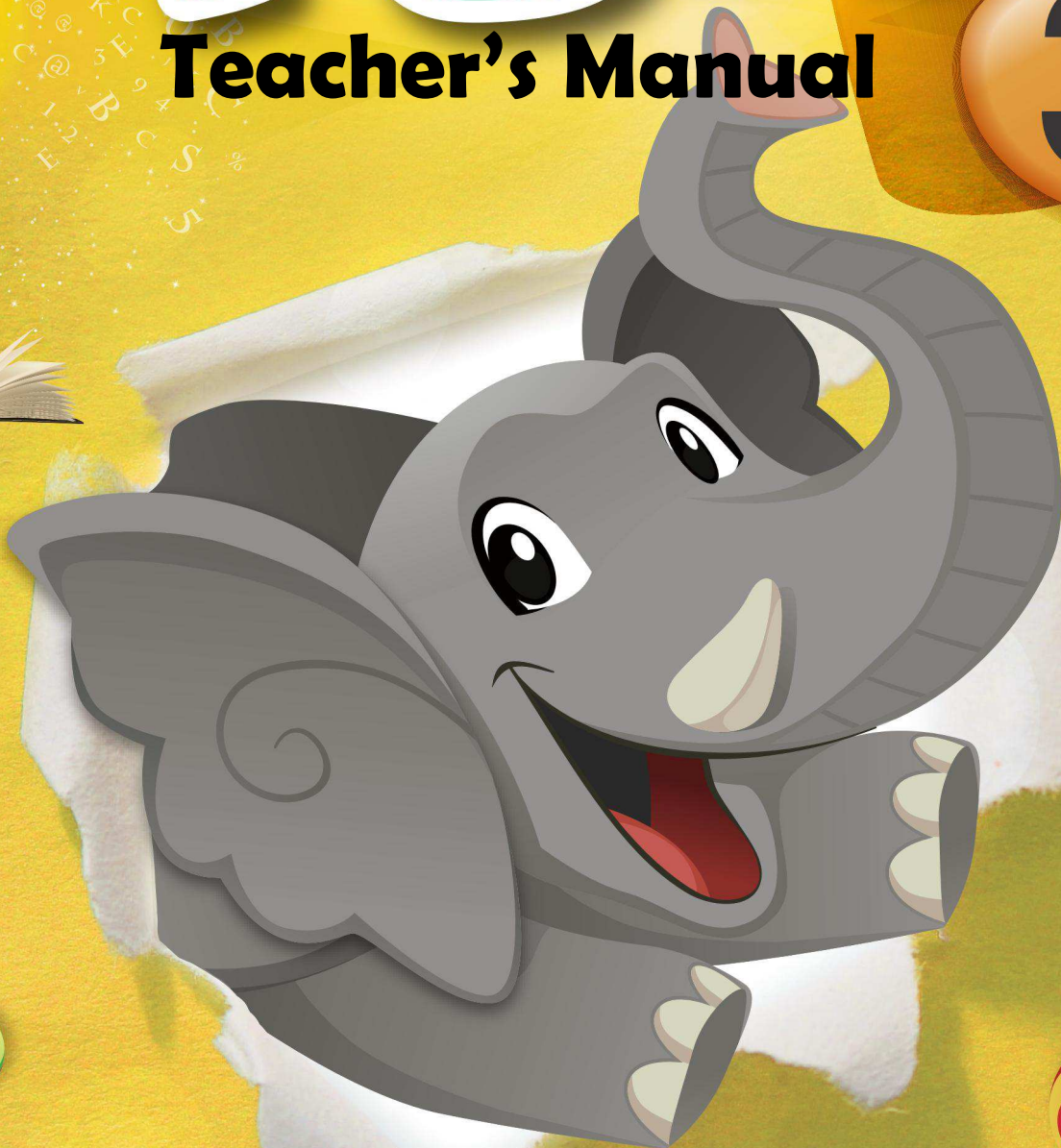


2 CDs  
Included

# Phonics FUN

Teacher's Manual

3



## 目錄

課程大綱 .....	- 2 -
進度規劃 .....	- 5 -
教學步驟 .....	- 7 -
習題錄音稿及解答 .....	- 10 -

## 課程大綱

單元		主要單字		補充單字		搭配習作	搭配音軌
1	Review Short and Long Vowels	hat mail leg meat hit lie pop goat cup rude suit	grape play pear teeth bike right coke bowl mute glue	brain three road blue	leaf line hut	pp.49	CD1-02~ CD1-04 CD1-35~ CD1-36
2	Review Diphthongs and Vowel Digraphs	boil shout wood autumn wall	joy flower spoon claw	soy mouth hook tooth Paul blow	owl good roof ball	pp.50	CD1-05~ CD1-07 CD1-37~ CD1-38
3	Review R-controlled Vowels	shark warm first clerk	fork world turn farmer	card corn short fork warn worm third church shop	storm sport walk	pp.51	CD1-08~ CD1-10 CD1-39~ CD1-40
4	Review Consonant Digraphs	shop church these throw	wash witch brother teeth	share shark chair chop those three bath	brush peach father path	pp.52	CD1-11~ CD1-13 CD1-41~ CD1-42
5	Special Blends: tr, dr	train tree	truck	tray track	tram trace	pp.53	CD1-14~ CD1-17

		drive dream	drop	draw dress	drum drug		CD1-43~ CD1-44
6	Soft c and g	mice Lucy cage gym	city giraffe	face circle giant	pencil cap gap	pp.54	CD1-18~ CD1-21 CD1-45~ CD1-46
7	Consonant Digraphs (I): wh, ph, gh	what Phil laugh	whale phone cough	white feet hole	photo five	pp.55	CD1-22~ CD1-25 CD1-47~ CD1-48
8	Consonant Digraphs (II): ch, ck	Chris stomach clock black	headache neck			pp.56	CD1-26~ CD1-29 CD1-49~ CD1-50
9	Vowel sounds of y, ey	candy cry key	party why monkey	daddy sky honey		pp.57	CD1-30~ CD1-33 CD1-51~ CD1-52
10	Review 1					pp.58-59, pp.71	CD1-34 CD1-53~ CD1-59
11	S Blends (I): sw, sm, sn, sl, sc, sk, sp, st	swim smile snake slip	scarf skate spin stop	smell slide skirt spot		pp.60	CD2-01~ CD2-04 CD2-37~ CD2-38
12	S Blends (II): scr, spr, str, spl, squ	screen spray street split	scrub spread strawberry squid	screw stripe splash square		pp.61	CD2-05~ CD2-08 CD2-39~ CD2-40
13	Silent letters: kn, wr, mb, mn	knock write bomb autumn	knee wrong climb column	knife wrap thumb		pp.62	CD2-09~ CD2-12 CD2-41~ CD2-42
14	Final Consonants (I): nd, nt, ng, nk	hand plant hang think	sound paint ring pink	stand tent long bank		pp.63	CD2-13~ CD2-16 CD2-43~ CD2-44
15	Final Consonants (II): lt, mp, sk, st	belt lamp	melt stamp	quilt jump		pp.64	CD2-17~ CD2-20

		desk test	mask fast	nest		CD2-45~ CD2-46
16	Word Ending: le	apple purple little candle	bottle table turtle uncle	bicycle circle melt slow	pp.65	CD2-21~ CD2-24 CD2-47~ CD2-48
17	Plural Endings: -s, -es	spoons cups dishes	pears forks sandwiches	bowls keys goats foxes brushes	chairs trees buses	pp.66 CD2-25~ CD2-28 CD2-49~ CD2-50
18	Inflectional Ending: -ed	played washed painted	smiled dropped shouted	rolled licked laughed melted	boiled knocked	pp.67 CD2-29~ CD2-32 CD2-51~ CD2-52
19	Syllables & Stress	hat yellow elephant	bike enjoy banana	brush quilt monkey pencil octopus	box ride brushes behind	pp.68 CD2-33~ CD2-36 CD2-53~ CD2-54
20	Review 2				pp.69-70, pp.72	CD2-55~ CD2-61

## 進度規劃

---

### 1. 密集 8 堂課【每堂課程約 90 分鐘，每週 1~2 堂，課程進行 2~1 個月】

堂次	課程單元	課程內容
1	Unit 1 ~ Unit 3	Review Short and Long Vowels Review Diphthongs and Vowel Digraphs Review R-controlled Vowels
2	Unit 4 ~ Unit 6	Review Consonant Digraphs Special Blends: tr, dr Soft c and g
3	Unit 7 ~ Unit 9	Consonant Digraphs (I): wh, ph, gh Consonant Digraphs (II): ch, ck Vowel sounds of y, ey
4	Unit 10 ~ Test 1	Review 1 Test 1
5	Unit 11 ~ Unit 13	S Blends (I): sw, sm, sn, sl, sc, sk, sp, st S Blends (II): scr, spr, str, spl, squ Silent letters: kn, wr, mb, mn
6	Unit 14 ~ Unit 16	Final Consonants (I): nd, nt, ng, nk Final Consonants (II): lt, mp, sk, st Word Ending: le
7	Unit 17 ~ Unit 19	Plural Endings: -s, -es Inflectional Ending: -ed Syllables & Stress
8	Unit 20, Test 2	Review 2 Test 2

## 2. 基礎 24 堂課【每堂課程約 20 分鐘，每週 2 堂，課程進行 3 個月】

堂次	課程單元	課程內容
1	Unit 1	Review Short and Long Vowels
2	Unit 2	Review Diphthongs and Vowel Digraphs
3	Unit 3	Review R-controlled Vowels
4	Unit 4	Review Consonant Digraphs
5	Unit 5	Special Blends: tr, dr
6	Unit 6	Soft c and g
7	Unit 7	Consonant Digraphs (I): wh, ph, gh
8	Unit 8	Consonant Digraphs (II): ch, ck
9	Unit 9	Vowel sounds of y, ey
10	Unit 10	Review 1
11	Review	Review Unit 1 ~ Unit 10
12	Test 1	Test 1
13	Unit 11	S Blends (I): sw, sm, sn, sl, sc, sk, sp, st
14	Unit 12	S Blends (II): scr, spr, str, spl, squ
15	Unit 13	Silent letters: kn, wr, mb, mn
16	Unit 14	Final Consonants (I): nd, nt, ng, nk
17	Unit 15	Final Consonants (II): lt, mp, sk, st
18	Unit 16	Word Ending: le
19	Unit 17	Plural Endings: -s, -es
20	Unit 18	Inflectional Ending: -ed
21	Unit 19	Syllables & Stress
22	Unit 20	Review 2
23	Review	Review Unit 11 ~ Unit 19
24	Test 2	Test 2

## 教學步驟

### 【Unit 1 ~ Unit 4】

#### 教學目標

1. 複習各種母音與複合子音。
2. 念出代表單字，複習 Book 1, Book 2 的各種母音與複合子音的發音規則。
3. 透過多元的聽力及書寫練習複習發音規則及音與音之間的差別。

#### 教學步驟

##### 介紹左頁的發音規則：

1. 播放 CD，請學生先聽一次發音韻文。
2. 帶領學生跟著 CD 一起念。
3. 念出發音，如：a, /a/ hat，複習發音規則。

##### 練習右頁的發音習題：

1. 帶領學生先了解習題進行方式。
2. 播放 CD，請學生作答。
3. 訂正答案，並調查學生作答成效。
4. 如果學生對某些發音尚不熟悉，可以再次帶領學生念出題目的發音。

##### 彈性活動：

1. 如果時間許可，可以帶領學生翻到書後將單字小卡剪下，製作學生自己的單字卡。
2. 如果時間許可，可以翻到習作頁面進行更多的發音習題。
3. 習作頁面也可以當成課後複習的家庭作業或是下堂課前的複習測驗。

### 【Unit 5 ~ Unit 10】

#### 教學目標

1. 認識 Blends, Digraphs 和特殊發音。
2. 念出代表單字，並連結其與發音規則的關係。
3. 透過多元的聽力及書寫練習分辨發音規則及音與音之間的差別。
4. 朗讀發音短文以熟悉發音單字及習慣發音語調。

#### 教學步驟

##### 介紹左頁的發音規則：

1. 播放 CD，請學生先聽一次 A. Listen and read. 的發音韻文。
2. 帶領學生跟著 CD 一起念。
3. 念出發音，如：/tr / /tr/ train，練習發音規則及其發音單字。
4. 播放 CD，請學生先聽一次 B. Listen and read. 的發音短文。
5. 帶領學生逐句念出發音短文。
6. 如果學生對 sight words 的發音不熟悉，可以先帶領學生念出左頁下方的 sight words。
7. 再次播放 CD，讓學生跟著節拍一起念出。



**練習右頁的發音習題：**

1. 帶領學生先了解習題進行方式。
2. 播放 CD，請學生作答。
3. 訂正答案，並調查學生作答成效。
4. 如果學生對某些發音尚不熟悉，可以再次帶領學生念出題目的發音。

**彈性活動：**

1. 如果時間許可，可以帶領學生翻到書後將單字小卡剪下，製作學生自己的單字卡。
2. 如果時間許可，可以翻到習作頁面進行更多的發音習題。
3. 習作頁面也可以當成課後複習的家庭作業或是下堂課前的複習測驗。

**複習及測驗：**

1. Unit 10 為複習遊戲活動，集合 Unit 1 ~ Unit 9 所學發音單字，透過聽寫活動方式複習所學。
2. Test 1 為複習測驗，提供配分設計，測驗學生 Unit 1 ~ Unit 10 的學習成效。

**【Unit 11 ~ Unit 16】****教學目標**

1. 認識 Blends 和特殊發音。
2. 念出代表單字，並連結其與發音規則的關係。
3. 透過多元的聽力及書寫練習分辨發音規則及音與音之間的差別。
4. 朗讀發音短文以熟悉發音單字及習慣發音語調。

**教學步驟****介紹左頁的發音規則：**

1. 播放 CD，請學生先聽一次 A. Listen and read. 的發音韻文。
2. 帶領學生跟著 CD 一起念。
3. 根據發音規則念出發音，如：/sw/ /sw/ swim，練習發音規則及其發音單字。
4. 播放 CD，請學生先聽一次 B. Listen and read. 的發音短文。
5. 帶領學生逐句念出發音短文。
6. 如果學生對 sight words 的發音不熟悉，可以先帶領學生念出左頁下方的 sight words。
7. 再次播放 CD，讓學生跟著節拍一起念出。

**練習右頁的發音習題：**

1. 帶領學生先了解習題進行方式。
2. 播放 CD，請學生作答。
3. 訂正答案，並調查學生作答成效。
4. 如果學生對某些發音尚不熟悉，可以再次帶領學生念出題目的發音。

**彈性活動：**

1. 如果時間許可，可以帶領學生翻到書後將單字小卡剪下，製作學生自己的單字卡。
2. 如果時間許可，可以翻到習作頁面進行更多的發音習題。
3. 習作頁面也可以當成課後複習的家庭作業或是下堂課前的複習測驗。

## 【Unit 17 ~ Unit 20】

**教學目標**

1. 認識名詞複數字尾 *-s, -es*, 動詞過去式字尾 *-ed* 和音節及重音的發音規則。
2. 念出代表單字，並連結其與發音規則的關係。
3. 透過多元的聽力及書寫練習分辨發音規則及音與音之間的差別。
4. 朗讀發音短文以熟悉發音單字及習慣發音語調。

**教學步驟**

## 介紹左頁的發音規則：

1. 播放 CD，請學生先聽一次 A. Listen and read. 的發音韻文。
2. 帶領學生跟著 CD 一起念。
3. 根據發音規則念出發音，如：*spoon, /s/, spoons*，連結發音規則及其發音的關係。
4. 播放 CD，請學生先聽一次 B. Listen and read. 的發音短文。
5. 帶領學生逐句念出發音短文。
6. 如果學生對 **sight words** 的發音不熟悉，可以先帶領學生念出左頁下方的 **sight words**。
7. 再次播放 CD，讓學生跟著節拍一起念出。

## 練習右頁的發音習題：

1. 帶領學生先了解習題進行方式。
2. 播放 CD，請學生作答。
3. 訂正答案，並調查學生作答成效。
4. 如果學生對某些發音尚不熟悉，可以再次帶領學生念出題目的發音。

## 彈性活動：

1. 如果時間許可，可以帶領學生翻到書後將單字小卡剪下，製作學生自己的單字卡。
2. 如果時間許可，可以翻到習作頁面進行更多的發音習題。
3. 習作頁面也可以當成課後複習的家庭作業或是下堂課前的複習測驗。

## 複習及測驗：

1. Unit 20 為複習遊戲活動，集合 Unit 11 ~ Unit 19 所學發音單字，透過遊戲方式複習所學，如果時間許可，也可以讓學生利用自己的單字小卡，重新命題，再次進行遊戲。
2. Test 2 為複習測驗，提供配分設計，測驗學生 Unit 12 ~ Unit 19 的學習成效。

## 習題錄音稿及解答

### 【Unit 1】課本 pp.5

A. Listen and circle.	
<b>CD 1-03</b> 1. brain, mail, hat 2. leaf, leg, meat 3. line, hit, bike 4. hut, cup, rude 5. road, bowl, pop 6. blue, suit, three	<b>ANSWER KEY</b> 1. mail 2. meat 3. bike 4. cup 5. bowl 6. suit
B. Listen, match and write.	
<b>CD 1-04</b> 1. pear (x2) 2. coke (x2) 3. right (x2) 4. grape (x2) 5. mute (x2) 6. glue (x2)	<b>ANSWER KEY</b> 1. <u>pear</u> 6. <u>glue</u> 5. <u>mut<u>e</u></u> 2. <u>co<u>k</u>e</u> 4. <u>gr<u>a</u>p<u>e</u></u> 3. <u>ri<u>gh</u>t</u>

### 【Unit 2】課本 pp.7

A. Listen and circle.	
<b>CD 1-06</b> 1. soy, joy, flower 2. mouth, boil, shout 3. hook, wood, tooth 4. Paul, claw, blow 5. roof, good, spoon 6. ball, owl, wall	<b>ANSWER KEY</b> 1. joy 2. shout 3. wood 4. claw 5. spoon 6. wall
B. Listen, match and write.	
<b>CD 1-07</b> 1. boil (x2) 2. shout (x2) 3. wood (x2) 4. autumn (x2) 5. joy (x2) 6. flower (x2)	<b>ANSWER KEY</b> 3. <u>wo<u>o</u>d</u> 2. <u>sh<u>o</u>u<u>t</u></u> 5. <u>jo<u>y</u></u> 4. <u>aut<u>u</u>m<u>n</u></u> 6. <u>fl<u>o</u>w<u>e</u>r</u> 1. <u>bo<u>i</u>l</u>

## 【Unit 3】課本 pp.9

A. Listen and circle.	
<b>CD 1-09</b> 1. card, shark, corn 2. short, shop, fork 3. warn, warm, walk 4. worm, world, sport 5. third, storm, first 6. church, turn, farmer	<b>ANSWER KEY</b> 1. shark 2. fork 3. warm 4. world 5. first 6. turn
B. Listen, match and write.	
<b>CD 1-10</b> 1. shark (x2) 2. clerk (x2) 3. warm (x2) 4. world (x2) 5. first (x2) 6. fork (x2)	<b>ANSWER KEY</b> 6. <u>fork</u> 4. <u>world</u> 3. <u>warm</u> 5. <u>first</u> 1. <u>shark</u> 2. <u>clerk</u>

## 【Unit 4】課本 pp.11

A. Listen and check.	
<b>CD 1-12</b> 1. share      chair      brush 2. shark      peach      chop 3. three      those      father 4. path      bath      brother	<b>ANSWER KEY</b> 1. 圖一 (share) 、圖三 (brush) 2. 圖二 (peach) 、圖三 (chop) 3. 圖二 (those) 、圖三 (father) 4. 圖一 (path) 、圖二 (bath)
B. Listen, match and write.	
<b>CD 1-13</b> 1. church (x2) 2. shop (x2) 3. witch (x2) 4. teeth (x2) 5. wash (x2) 6. these (x2)	<b>ANSWER KEY</b> 1. <u>church</u> 3. <u>witch</u> 5. <u>wash</u> 2. <u>shop</u> 6. <u>these</u> 4. <u>teeth</u>

## 【Unit 5】 課本 pp.13

A. Listen, circle and write.	
<b>CD 1-16</b> 1. train (x2) 2. dream (x2) 3. draw (x2) 4. tray (x2)	<b>ANSWER KEY</b> 1. <u>tr</u> ain— <u>tr</u> 2. <u>dr</u> eam— <u>dr</u> 3. <u>dr</u> aw— <u>dr</u> 4. <u>tr</u> ay— <u>tr</u>
B. Listen and write O or X.	
<b>CD 1-17</b> 1. tree, dream 2. train, track 3. trace, dress 4. drive, tram 5. drum, drop 6. truck, drug	<b>ANSWER KEY</b> 1. X      2. O      3. X 4. X      5. O      6. X

## 【Unit 6】 課本 pp.15

A. Listen, number and write.	
<b>CD 1-20</b> <b>Number 1.</b> cage (X2) <b>Number 2.</b> giraffe (X2) <b>Number 3.</b> mice (X2) <b>Number 4.</b> Lucy (X2) <b>Number 5.</b> gym (X2) <b>Number 6.</b> city (X2)	<b>ANSWER KEY</b> 3. <u>mice</u> 5. <u>gym</u> 1. <u>cage</u> 4. <u>Lucy</u> 2. <u>giraffe</u> 6. <u>city</u>
B. Listen and write O or X.	
<b>CD 1-21</b> 1. gym, gap 2. cage, giant 3. face, pencil 4. circle, cap	<b>ANSWER KEY</b> 1. X      2. O 3. O      4. X

## 【Unit 7】課本 pp.17

A. Listen, number and write.	
<b>CD 1-24</b> <b>Number 1.</b> phone (x2) <b>Number 2.</b> cough (x2) <b>Number 3.</b> laugh (x2) <b>Number 4.</b> Phil (x2) <b>Number 5.</b> whale (x2)v <b>Number 6.</b> what (x2)	<b>ANSWER KEY</b> <b>6.</b> <u>what</u> <b>2.</b> <u>cough</u> <b>4.</b> <u>Phil</u> <b>3.</b> <u>laugh</u> <b>5.</b> <u>whale</u> <b>1.</b> <u>phone</u>
B. Listen and check.	
<b>CD 1-25</b> <b>1.</b> whale, white, feet <b>2.</b> phone, hole, photo <b>3.</b> laugh, five, cough	<b>ANSWER KEY</b> <b>1.</b> 圖一 (white) <b>2.</b> 圖二 (photo) <b>3.</b> 圖二 (cough)

## 【Unit 8】課本 pp.19

A. Listen, number and write.	
<b>CD 1-28</b> <b>Number 1.</b> black (x2) <b>Number 2.</b> clock (x2) <b>Number 3.</b> Chris (x2) <b>Number 4.</b> stomach (x2) <b>Number 5.</b> neck (x2) <b>Number 6.</b> headache (x2)	<b>ANSWER KEY</b> <b>3.</b> <u>Chris</u> <b>5.</b> <u>neck</u> <b>1.</b> <u>black</u> <b>6.</b> <u>headache</u> <b>2.</b> <u>clock</u> <b>4.</b> <u>stomach</u>
B. Listen and check.	
<b>CD 1-29</b> <b>1.</b> Chris, chair, choir <b>2.</b> headache, child, orchid <b>3.</b> clock, toothache, beach	<b>ANSWER KEY</b> <b>1.</b> choir <b>2.</b> orchid <b>3.</b> toothache

## 【Unit 9】課本 pp.21

A. Listen, number and write.	
<b>CD 1-32</b> <b>Number 1.</b> key (x2) <b>Number 2.</b> party (x2) <b>Number 3.</b> why (x2) <b>Number 4.</b> cry (x2) <b>Number 5.</b> monkey (x2) <b>Number 6.</b> candy (x2)	<b>ANSWER KEY</b> <b>2.</b> <u>party</u> <b>4.</b> <u>cry</u> <b>5.</b> <u>monkey</u> <b>3.</b> <u>why</u> <b>6.</b> <u>candy</u> <b>1.</b> <u>key</u>

**B. Listen and check.**

**CD 1-33**

1. daddy, fifty, try
2. sky, happy, my
3. honey, money, fly

**ANSWER KEY**

1. fifty
2. my
3. money

**【Unit 10】課本 pp.23**

**Listen, match and write.**

**CD 1-35**

1. right (x2)
2. pause (x2)
3. north (x2)
4. farmer (x2)
5. clerk (x2)
6. bench (x2)
7. brush (x2)
8. brother (x2)
9. truck (x2)
10. drive (x2)
11. monkey (x2)
12. cry (x2)
13. candy (x2)
14. black (x2)
15. headache (x2)
16. laugh (x2)
17. what (x2)
18. giraffe (x2)
19. Lucy (x2)
20. Phil (x2)

**ANSWER KEY**

## 【Unit 11】 課本 pp.25

<b>A. Listen, match and write.</b>	
<b>CD 2-03</b> 1. slip (x2) 2. stop (x2) 3. scarf (x2) 4. swim (x2) 5. spin (x2) 6. snake (x2)	<b>ANSWER KEY</b> 1. <u>s</u> lip    4. <u>s</u> wim 2. <u>st</u> op    5. <u>sp</u> in 3. <u>sc</u> arf    6. <u>sn</u> ake
<b>B. Listen, circle and write.</b>	
<b>CD 2-04</b> 1. smell (x2) 2. slide (x2) 3. skirt (x2) 4. spot (x2)	<b>ANSWER KEY</b> 1. <u>sm</u> smell 2. <u>sl</u> slide 3. <u>sk</u> skirt 4. <u>sp</u> spot

## 【Unit 12】 課本 pp.27

<b>A. Listen, match and write.</b>	
<b>CD 2-07</b> 1. split (x2) 2. spread (x2) 3. scrub (x2) 4. squid (x2) 5. street (x2) 6. spray (x2)	<b>ANSWER KEY</b> 1. <u>sp</u> lit    4. <u>sq</u> id 2. <u>sp</u> read    5. <u>st</u> reet 3. <u>scr</u> ub    6. <u>sp</u> ray
<b>B. Listen, circle and write.</b>	
<b>CD 2-08</b> 1. stripe (x2) 2. square (x2) 3. splash (x2) 4. screw (x2)	<b>ANSWER KEY</b> 1. <u>str</u> ipe 2. <u>sq</u> are 3. <u>sp</u> ash 4. <u>scr</u> ew



## 【Unit 13】課本 pp.29

A. Listen, match and write.	
<b>CD 2-11</b> 1. autumn (x2) 2. knock (x2) 3. knee (x2) 4. bomb (x2) 5. climb (x2) 6. write (x2)	<b>ANSWER KEY</b> 1. aut <u>u</u> mn    4. bo <u>m</u> b 2. kno <u>ck</u> 5. clim <u>b</u> 3. kn <u>ee</u> 6. w <u>ri</u> te
B. Listen, circle and write.	
<b>CD 2-12</b> 1. wrap (x2) 2. knife (x2) 3. thumb (x2) 4. column (x2)	<b>ANSWER KEY</b> 1. <u>wr</u> wrap 2. <u>kn</u> knife 3. <u>mb</u> thumb 4. <u>mn</u> column

## 【Unit 14】課本 pp.31

A. Listen, match and write.	
<b>CD 2-15</b> 1. plant (x2) 2. ring (x2) 3. think (x2) 4. hand (x2) 5. hang (x2) 6. paint (x2) 7. pink (x2) 8. sound (x2)	<b>ANSWER KEY</b> 1. plant <u>t</u> 5. hang <u>g</u> 2. ring <u>g</u> 6. paint <u>t</u> 3. think <u>k</u> 7. pink <u>k</u> 4. hand <u>d</u> 8. sound <u>d</u>
B. Listen and write.	
<b>CD 2-16</b> 1. stand (x2) 2. long (x2) 3. bank (x2) 4. tent (x2)	<b>ANSWER KEY</b> 1. stand <u>d</u> 2. lon <u>g</u> 3. ban <u>k</u> 4. ten <u>t</u>

## 【Unit 15】課本 pp.33

A. Listen, match and write.	
<b>CD 2-19</b> 1. stamp (x2) 2. mask (x2)	<b>ANSWER KEY</b> 1. stan <u>p</u> 5. des <u>k</u> 2. mas <u>k</u> 6. mel <u>t</u>

3. belt (x2) 4. fast (x2) 5. desk (x2) 6. melt (x2) 7. lamp (x2) 8. test (x2)	3. belt      7. lamp 4. fast      8. test
<b>B. Listen, number and write.</b>	
<b>CD 2-20</b> Number 1. quilt (x2) Number 2. mask (x2) Number 3. jump (x2) Number 4. nest (x2)	<b>ANSWER KEY</b> 3. jump   4. nest   1. quilt   2. mask

## 【Unit 16】課本 pp.35

<b>A. Listen, number and write.</b>	
<b>CD 2-23</b> Number 1. purple (x2) Number 2. little (x2) Number 3. turtle (x2) Number 4. bottle (x2) Number 5. uncle (x2) Number 6. candle (x2)	<b>ANSWER KEY</b> 1. purple      4. bottle      6. candle 3. turtle      5. uncle      2. little
<b>B. Listen and check.</b>	
<b>CD 2-24</b> candle 1. melt 2. table 3. slow 4. bicycle 5. circle 6. apple	<b>ANSWER KEY</b> 2, 4, 5, 6

## 【Unit 17】課本 pp.37

<b>A. Listen, match and write.</b>	
<b>CD 2-27</b> 1. dishes (x2) 2. spoons (x2) 3. pears (x2) 4. forks (x2)	<b>ANSWER KEY</b> 1. dishes <input type="text" value="es"/> 2. spoons <input type="text" value="s"/> 3. pears <input type="text" value="s"/> 4. forks <input type="text" value="s"/>

5. sandwiches (x2)	5. sandwich <u>e</u> s <u>e</u> s
6. cups (x2)	6. cup <u>s</u> <u>s</u>
<b>B. Listen and check.</b>	
<b>CD 2-28</b>	<b>ANSWER KEY</b>
1. dresses, bowls, keys, foxes	1. 圖三 (foxes)
2. ears, chairs, kites, buses	2. 圖一 (chairs)
3. caps, goats, brushes, trees	3. 圖一 (goats)

**【Unit 18】課本 pp.39**

<b>A. Listen, number and write.</b>	
<b>CD 2-31</b>	<b>ANSWER KEY</b>
<b>Number 1.</b> washed (x2)	4. play <u>e</u> d      5. shout <u>e</u> d      1. wash <u>e</u> d
<b>Number 2.</b> painted (x2)	3. smil <u>e</u> d      6. dropp <u>e</u> d      2. paint <u>e</u> d
<b>Number 3.</b> smiled (x2)	
<b>Number 4.</b> played (x2)	
<b>Number 5.</b> shouted (x2)	
<b>Number 6.</b> dropped (x2)	
<b>B. Listen and check.</b>	
<b>CD 2-32</b>	<b>ANSWER KEY</b>
1. point <u>e</u> d, melt <u>e</u> d, play <u>e</u> d, lick <u>e</u> d	1. 圖一 (melt <u>e</u> d)
2. watch <u>e</u> d, roll <u>e</u> d, laugh <u>e</u> d, skat <u>e</u> d	2. 圖二 (laugh <u>e</u> d)
3. rain <u>e</u> d, shout <u>e</u> d, boil <u>e</u> d, knock <u>e</u> d	3. 圖二 (boil <u>e</u> d)

**【Unit 19】課本 pp.41**

<b>A. Listen, choose and write.</b>	
<b>CD 2-35</b>	<b>ANSWER KEY</b>
1. elephant (x2)	1. <u>e</u> lephant-3 syllables
2. bike (x2)	2. b <u>i</u> ke-1 syllable
3. yellow (x2)	3. <u>y</u> ellow-2 syllables
4. hat (x2)	4. h <u>a</u> t-1 syllable
5. enjoy (x2)	5. en <u>j</u> oy-2 syllables
6. banana (x2)	6. ban <u>a</u> na-3 syllables
<b>B. Listen and check.</b>	
<b>CD 2-36</b>	<b>ANSWER KEY</b>
1. monkey, pencil, brush	1. 圖三 (brush)
2. brushes, ride, box	2. 圖一 (brushes)
3. behind, octopus, quilt	3. 圖二 (octopus)

## 【Unit 1】 習作 pp.49

A. Listen and check.	
<b>CD 1-35</b> 1. hate (x2) 2. met (x2) 3. read (x2) 4. got (x2) 5. mute (x2) 6. juice (x2)	<b>ANSWER KEY</b> 1. hate 2. met 3. read 4. got 5. mute 6. juice
B. Listen, match and write.	
<b>CD 1-36</b> 1. suit (x2) 2. pop (x2) 3. lie (x2) 4. teeth (x2) 5. bowl (x2) 6. hit (x2)	<b>ANSWER KEY</b> 1. <u>suit</u> -Long vowels 2. <u>pop</u> -Short vowels 3. <u>lie</u> -Long vowels 4. <u>teeth</u> -Long vowels 5. <u>bowl</u> -Long vowels 6. <u>hit</u> -Short vowels

## 【Unit 2】 習作 pp.50

A. Listen and check.	
<b>CD 1-37</b> 1. oil (x2) 2. saw (x2) 3. good (x2) 4. pause (x2) 5. moose (x2) 6. tower (x2)	<b>ANSWER KEY</b> 1. oil 2. saw 3. good 4. pause 5. moose 6. tower
B. Listen, number and write.	
<b>CD 1-38</b> <b>Number 1.</b> wall (x2) <b>Number 2.</b> joy (x2) <b>Number 3.</b> claw (x2) <b>Number 4.</b> spoon (x2) <b>Number 5.</b> flower (x2) <b>Number 6.</b> mouth (x2)	<b>ANSWER KEY</b> 2. joy    5. flower    3. claw 6. mouth    4. spoon    1. wall

## 【Unit 3】 習作 pp.51

A. Listen and check.	
<b>CD 1-39</b> 1. card (x2) 2. word (x2) 3. fast (x2) 4. shop (x2) 5. port (x2) 6. burn (x2)	<b>ANSWER KEY</b> 1. card 2. word 3. fast 4. shop 5. port 6. burn
B. Listen, number and write.	
<b>CD 1-40</b> <b>Number 1.</b> teacher (x2) <b>Number 2.</b> turn (x2) <b>Number 3.</b> short (x2) <b>Number 4.</b> her (x2) <b>Number 5.</b> arm (x2) <b>Number 6.</b> warn (x2) <b>Number 7.</b> world (x2) <b>Number 8.</b> third (x2)	<b>ANSWER KEY</b> 6. warn   5. arm   4. her   1. teacher 7. world   3. short   8. third   2. turn

## 【Unit 4】 習作 pp.52

A. Listen and check.	
<b>CD 1-41</b> 1. cheap (x2) 2. thin (x2) 3. teeth (x2) 4. brunch (x2) 5. mouth (x2) 6. watch (x2)	<b>ANSWER KEY</b> 1. cheap 2. thin 3. teeth 4. brunch 5. mouth 6. watch
B. Listen, circle and write.	
<b>CD 1-42</b> 1. shop (x2) 2. catch (x2) 3. wish (x2) 4. those (x2) 5. throw (x2) 6. chair (x2)	<b>ANSWER KEY</b> 1. sh shop 2. tch catch 3. sh wish 4. th those 5. th throw 6. ch chair

## 【Unit 5】 習作 pp.53

A. Listen, number and circle.	
<b>CD 1-43</b> <b>Number 1.</b> tram (x2) <b>Number 2.</b> dress (x2) <b>Number 3.</b> drum (x2) <b>Number 4.</b> dream (x2) <b>Number 5.</b> track (x2) <b>Number 6.</b> train (x2)	<b>ANSWER KEY</b> <b>6.</b> train <b>4.</b> dream <b>5.</b> track <b>2.</b> dress <b>3.</b> drum <b>1.</b> tram
B. Listen and write.	
<b>CD 1-44</b> <b>1.</b> truck (x2) <b>2.</b> tree (x2) <b>3.</b> drive (x2) <b>4.</b> drop (x2) <b>5.</b> tray (x2) <b>6.</b> draw (x2)	<b>ANSWER KEY</b> <b>1.</b> truck <b>2.</b> tree <b>3.</b> drive <b>4.</b> drop <b>5.</b> tray <b>6.</b> draw

## 【Unit 6】 習作 pp.54

A. Listen, choose and write.	
<b>CD 1-45</b> <b>a.</b> gym (x2) <b>b.</b> cage (x2) <b>c.</b> face (x2) <b>d.</b> city (x2) <b>e.</b> giant (x2) <b>f.</b> Lucy (x2)	<b>ANSWER KEY</b> <b>c.</b> face <b>d.</b> city <b>f.</b> Lucy <b>a.</b> gym <b>b.</b> cage <b>e.</b> giant
B. Listen, match and write.	
<b>CD 1-46</b> <b>1.</b> orange (x2) <b>2.</b> mice (x2) <b>3.</b> giraffe (x2) <b>4.</b> spicy (x2) <b>5.</b> gym (x2) <b>6.</b> pencil (x2)	<b>ANSWER KEY</b> <b>1.</b> orange-ge, gi, gy <b>2.</b> mice-ce, ci, cy <b>3.</b> giraffe-ge, gi, gy <b>4.</b> spicy-ce, ci, cy <b>5.</b> gym-ge, gi, gy <b>6.</b> pencil-ce, ci, cy

## 【Unit 7】 習作 pp.55

A. Listen, match and write.	
<b>CD 1-47</b> 1. photo (x2) 2. laugh (x2) 3. what (x2) 4. whale (x2) 5. phone (x2) 6. cough (x2)	<b>ANSWER KEY</b> 1. photo-ph 2. laugh-gh 3. what-wh 4. whale-wh 5. phone-ph 6. cough-gh
B. Listen and write O or X.	
<b>CD 1-48</b> 1. laugh, rough 2. white, wheat 3. eight, cough 4. phone, fan 5. tough, dolphin 6. ghost, Phil 7. whistle, elephant 8. light, right 9. when, hen	<b>ANSWER KEY</b> 1. O 2. O 3. X 4. O 5. O 6. X 7. X 8. O 9. X

## 【Unit 8】 習作 pp.56

A. Listen, match and write.	
<b>CD 1-49</b> 1. Christmas (x2) 2. clock (x2) 3. black (x2) 4. headache (x2) 5. stomach (x2) 6. neck (x2)	<b>ANSWER KEY</b> 1. Christmas-ch 2. clock-ck 3. black-ck 4. headache-ch 5. stomach-ch 6. neck-ck
B. Listen and write O or X.	
<b>CD 1-50</b> 1. Chris, Chip 2. lick, duck 3. clock, toothache 4. Rick, rich 5. much, mocha 6. crack, Christmas 7. chuck, church	<b>ANSWER KEY</b> 1. X 2. O 3. O 4. X 5. X 6. O 7. O

8. kick, dock	8. O
9. chop, ache	9. X


## 【Unit 9】 習作 pp.57

<b>A. Listen, number and write.</b>	
<b>CD 1-51</b> <b>Number 1.</b> money (x2) <b>Number 2.</b> fly (x2) <b>Number 3.</b> happy (x2) <b>Number 4.</b> my (x2) <b>Number 5.</b> honey (x2) <b>Number 6.</b> fifty (x2)	<b>ANSWER KEY</b> 6. fifty    2. fly    5. honey 4. my    3. happy    1. money
<b>B. Listen and write.</b>	
<b>CD 1-52</b> 1. why (x2) 2. candy (x2) 3. monkey (x2) 4. party (x2) 5. key (x2) 6. cry (x2)	<b>ANSWER KEY</b> 1. why 2. candy 3. monkey 4. party 5. key 6. cry

## 【Unit 10】 習作 pp.58

<b>A. Listen, circle and write.</b>	
<b>CD 1-53</b> 1. head (x2) 2. shark (x2) 3. warn (x2) 4. shop (x2) 5. drum (x2) 6. whale (x2) 7. cage (x2) 8. mail (x2)	<b>ANSWER KEY</b> 1. ea head 2. ar shark 3. wa warn 4. sh shop 5. dr drum 6. wh whale 7. ge cage 8. ai mail
<b>B. Listen and write O or X.</b>	
<b>CD 1-54</b> 1. wood, good 2. stomach, clock 3. bath, throw 4. mice, music 5. phone, cough	<b>ANSWER KEY</b> 1. O 2. O 3. O 4. X 5. O



6. sky, why	6. O
<b>C. Listen, number and write.</b>	
<p><b>CD 1-55</b></p> <p><b>Number 1.</b> world (x2)  <b>Number 2.</b> bowl (x2)  <b>Number 3.</b> claw (x2)  <b>Number 4.</b> witch (x2)  <b>Number 5.</b> boil (x2)</p>	<p><b>ANSWER KEY</b></p> <p>2. bowl 1. world 4. witch 3. claw 5. boil</p>
<b>D. Listen, write and find.</b>	
<p><b>CD 1-56</b></p> <p>1. joy (x2)                  2. mouth (x2)                  3. wall (x2)                  4. first (x2)                  5. suit (x2)                  6. teeth (x2)                  7. city (x2)                  8. tree (x2)</p>	<p><b>ANSWER KEY</b></p> <p>1. <u>joy</u> 5. <u>suit</u>                  2. <u>mouth</u> 6. <u>teeth</u>                  3. <u>wall</u> 7. <u>city</u>                  4. <u>first</u> 8. <u>tree</u></p> 

**【Unit 11】 習作 pp. 60**

<b>A. Listen, circle and write.</b>	
<p><b>CD 2-37</b></p> <p>1. swim (x2)                  2. storm (x2)                  3. smell (x2)                  4. sleep (x2)                  5. scarf (x2)                  6. snail (x2)                  7. skate (x2)                  8. spin (x2)</p>	<p><b>ANSWER KEY</b></p> <p>1. <u>sw</u> swim                  2. <u>st</u> storm                  3. <u>sm</u> smell                  4. <u>sl</u> sleep                  5. <u>sc</u> scarf                  6. <u>sn</u> snail                  7. <u>sk</u> skate                  8. <u>sp</u> spin</p>

B. Listen and write.	
<b>CD 2-38</b> 1. smile (x2) 2. slip (x2) 3. skirt (x2) 4. spot (x2) 5. stop (x2) 6. snake (x2)	<b>ANSWER KEY</b> 1. smile 2. slip 3. skirt 4. spot 5. stop 6. snake

## 【Unit 12】習作 pp.61

A. Listen, circle and write.	
<b>CD 2-39</b> 1. square (x2) 2. screw (x2) 3. spread (x2) 4. stripe (x2) 5. splash (x2) 6. straw (x2)	<b>ANSWER KEY</b> 1. <u>squ</u> square 2. <u>scr</u> screw 3. <u>spr</u> spread 4. <u>str</u> stripe 5. <u>spl</u> splash 6. <u>str</u> straw
B. Listen and write.	
<b>CD 2-40</b> 1. screen (x2) 2. squid (x2) 3. scrub (x2) 4. spray (x2) 5. street (x2) 6. split (x2)	<b>ANSWER KEY</b> 1. screen 2. squid 3. scrub 4. spray 5. street 6. split

## 【Unit 13】習作 pp.62

A. Listen, number and write.	
<b>CD 2-41</b> <b>Number 1.</b> knee (x2) <b>Number 2.</b> autumn (x2) <b>Number 3.</b> bomb (x2) <b>Number 4.</b> knife (x2) <b>Number 5.</b> wrap (x2) <b>Number 6.</b> wrong (x2)	<b>ANSWER KEY</b> 5. <u>w</u> rap      2. aut <u>u</u> mn      1. <u>k</u> nee 6. <u>w</u> rong      3. bo <u>m</u> b      4. <u>k</u> nife

**B. Listen and write O or X.****CD 2-42**

1. knot, not
2. write, right
3. kite, knight
4. comb, cob
5. column, colon
6. atom, autumn
7. solemn, thumb
8. know, no
9. wrap, web

**ANSWER KEY**

1. O
2. O
3. X
4. X
5. X
6. O
7. O
8. O
9. X

**【Unit 14】 習作 pp.63****A. Listen, number and write.****CD 2-43**

- Number 1.** ring (x2)  
**Number 2.** think (x2)  
**Number 3.** hang (x2)  
**Number 4.** paint (x2)  
**Number 5.** ink (x2)  
**Number 6.** sound (x2)  
**Number 7.** plant (x2)  
**Number 8.** stand (x2)

**ANSWER KEY**

nd	8	stand	nt	4	paint
	6	sound		7	plant
ng	3	hang	nk	2	think
	1	ring		5	ink

**B. Listen, circle and write.****CD 2-44**

1. ant (x2)
2. sing (x2)
3. thank (x2)
4. hand (x2)

**ANSWER KEY**

1. nt ant
2. ng sing
3. nk thank
4. nd hand

**【Unit 15】 習作 pp.64****A. Listen, number and write.****CD 2-45**

- Number 1.** jump (x2)  
**Number 2.** mask (x2)  
**Number 3.** fast (x2)  
**Number 4.** quilt (x2)  
**Number 5.** lamp (x2)  
**Number 6.** belt (x2)

**ANSWER KEY**

mp	1	jump	lt	6	belt
	5	lamp		4	quilt
st	8	nest	sk	7	desk
	3	fast		2	mask

Number 7. desk (x2)	
Number 8. nest (x2)	
<b>B. Listen, circle and write.</b>	
<b>CD 2-46</b>	<b>ANSWER KEY</b>
1. stamp (x2)	1. <u>mp</u> stamp
2. melt (x2)	2. <u>lt</u> melt
3. test (x2)	3. <u>st</u> test
4. wrist (x2)	4. <u>wr</u> wrist

**【Unit 16】 習作 pp.65**

<b>A. Listen, match and write.</b>	
<b>CD 2-47</b>	<b>ANSWER KEY</b>
1. bicycle (x2)	1. bicy <u>cl</u> e— <u>le</u>
2. circle (x2)	2. circ <u>l</u> e— <u>le</u>
3. melt (x2)	3. m <u>el</u> t— <u>el</u>
4. candle (x2)	4. cand <u>l</u> e— <u>le</u>
5. belt (x2)	5. b <u>el</u> t— <u>el</u>
<b>B. Listen and write.</b>	
<b>CD 2-48</b>	<b>ANSWER KEY</b>
1. uncle (x2)	1. uncle
2. apple (x2)	2. apple
3. table (x2)	3. table
4. bottle (x2)	4. bottle
5. little (x2)	5. little
6. turtle (x2)	6. turtle

**【Unit 17】 習作 pp.66**

<b>A. Listen, number and write.</b>	
<b>CD 2-49</b>	<b>ANSWER KEY</b>
Number 1. dishes (x2)	6. -es    7. -es    4. -es    3. -s
Number 2. spoons (x2)	5. -s    1. -es    2. -s    8. -s
Number 3. pears (x2)	
Number 4. boxes (x2)	
Number 5. forks (x2)	
Number 6. sandwiches (x2)	
Number 7. dresses (x2)	
Number 8. cups (x2)	

**B. Listen and write O or X.****CD 2-50**

1. sandwiches, foxes
2. keys, kites
3. pears, cups
4. chairs, bowls
5. trees, brushes
6. goats, forks

**ANSWER KEY**

1. O      2. X
3. X      4. O
5. X      6. O

**【Unit 18】 習作 pp.67****A. Listen, circle and write.****CD 2-51**

1. washed (x2)
2. smiled (x2)
3. boiled (x2)
4. played (x2)
5. licked (x2)
6. painted (x2)
7. skated (x2)
8. shouted (x2)

**ANSWER KEY**

1. ed washed
2. d smiled
3. ed boiled
4. ed played
5. ed licked
6. ed painted
7. d skated
8. ed shouted

**B. Listen and write O or X.****CD 2-52**

1. knocked, cried
2. boiled, rolled
3. licked, washed
4. painted, skated
5. played, melted
6. laughed, shouted

**ANSWER KEY**

1. X      2. O
3. O      4. O
5. X      6. X

**【Unit 19】 習作 pp.68****A. Listen and circle.****CD 2-53**

1. umbrella
2. autumn
3. banana
4. enjoy
5. elephant
6. behind

**ANSWER KEY**


1. umbrella
2. autumn
3. banana
4. enjoy
5. elephant
6. behind

B. Listen and write.	
<b>CD 2-54</b>	<b>ANSWER KEY</b>
1. boxes (x2)	1. 2 syllables
2. circle (x2)	2. 2 syllables
3. watches (x2)	3. 2 syllables
4. quilts (x2)	4. 1 syllable
5. bicycle (x2)	5. 3 syllables
6. octopus (x2)	6. 3 syllables

## 【Unit 20】 習作 pp.69-70

A. Listen, circle and write.	
<b>CD 2-55</b>	<b>ANSWER KEY</b>
1. smile (x2)	1. <u>sm</u> smile
2. wrong (x2)	2. <u>ng</u> wrong
3. screen (x2)	3. <u>scr</u> screen
4. hand (x2)	4. <u>nd</u> hand
5. belt (x2)	5. <u>lt</u> belt
6. mask (x2)	6. <u>sk</u> mask
7. slip (x2)	7. <u>sl</u> slip
8. knock (x2)	8. <u>kn</u> knock
B. Listen and write O or X.	
<b>CD 2-56</b>	<b>ANSWER KEY</b>
1. cups, forks	1. O      2. X
2. washed, played	3. O      4. X
3. bomb, autumn	5. O      6. O
4. spoons, stamps	
5. shouted, melted	
6. boxes, brushes	
C. Listen, write and match.	
<b>CD 2-57</b>	<b>ANSWER KEY</b>
1. elephant (x2)	1. <u>e</u> lephant— <u>3</u> syllables
2. hat (x2)	2. <u>h</u> at— <u>1</u> syllable
3. banana (x2)	3. ba <u>n</u> ana— <u>3</u> syllables
4. enjoy (x2)	4. en <u>j</u> oy— <u>2</u> syllables
5. bike (x2)	5. <u>b</u> ike— <u>1</u> syllable
D. Listen, write and find.	
<b>CD 2-58</b>	<b>ANSWER KEY</b>
1. swim (x2)	1. <u>sw</u> im    2. <u>sp</u> in    3. <u>sp</u> ray    4. <u>sp</u> lit
2. spin (x2)	5. <u>st</u> reet    6. <u>st</u> op    7. <u>tur</u> tle    8. <u>in</u> k

- 3. spray (x2)
- 4. split (x2)
- 5. street (x2)
- 6. stop (x2)
- 7. turtle (x2)
- 8. ink (x2)



**【Test 1】 習作 pp.71**

**A. Listen and circle.**

**CD 1-57**

- 1. drive (x2)
- 2. brush (x2)
- 3. north (x2)
- 4. boil (x2)
- 5. throw (x2)
- 6. broom (x2)

**ANSWER KEY**

- 1. dr-    2. -sh    3. or    4. oi
- 5. th- (unvoiced)    6. oo (long)

**B. Listen, number and write.**

**CD 1-58**

- Number 1.** mice (x2)
- Number 2.** cage (x2)
- Number 3.** ball (x2)
- Number 4.** pop (x2)
- Number 5.** play (x2)
- Number 6.** monkey (x2)
- Number 7.** whale (x2)
- Number 8.** phone (x2)

**ANSWER KEY**

5	play	3	ball
8	phone	4	pop
2	cage	6	monkey
7	whale	1	mice

**C. Listen and write.**

**CD 1-59**

- 1. Chris and Lucy go to school by train. (x2)
- 2. Birds and owls can fly. (x2)

**ANSWER KEY**

- 1. Chris and Lucy go to school by train.
- 2. Birds and owls can fly.

## 【Test 2】 習作 pp.72

A. Listen and circle.																	
<p><b>CD 2-59</b></p> <p>1. plant (x2) 2. ring (x2) 3. lamp (x2) 4. candle (x2) 5. dropped (x2) 6. octopus (x2)</p>	<p><b>ANSWER KEY</b></p> <p>1. -nt    2. -ng    3. -mp    4. -le 5. -ed (unvoiced t)    6. 3 syllables</p>																
B. Listen, number and write.																	
<p><b>CD 2-60</b></p> <p><b>Number 1.</b> squid (x2) <b>Number 2.</b> desk (x2) <b>Number 3.</b> column (x2) <b>Number 4.</b> spread (x2) <b>Number 5.</b> peaches (x2) <b>Number 6.</b> shouted (x2) <b>Number 7.</b> knee (x2) <b>Number 8.</b> fast (x2)</p>	<p><b>ANSWER KEY</b></p> <table border="1" style="width: 100%; border-collapse: collapse;"> <tbody> <tr> <td style="text-align: center;"><b>2</b></td> <td style="text-align: center;">des<u>k</u></td> <td style="text-align: center;"><b>5</b></td> <td style="text-align: center;">peach<u>e</u>s</td> </tr> <tr> <td style="text-align: center;"><b>4</b></td> <td style="text-align: center;">sp<u>r</u>ead</td> <td style="text-align: center;"><b>6</b></td> <td style="text-align: center;">shout<u>e</u>d</td> </tr> <tr> <td style="text-align: center;"><b>3</b></td> <td style="text-align: center;">col<u>u</u>m<u>n</u></td> <td style="text-align: center;"><b>8</b></td> <td style="text-align: center;">f<u>a</u>s<u>t</u></td> </tr> <tr> <td style="text-align: center;"><b>7</b></td> <td style="text-align: center;">k<u>n</u>ee</td> <td style="text-align: center;"><b>1</b></td> <td style="text-align: center;">s<u>q</u>u<u>i</u>d</td> </tr> </tbody> </table>	<b>2</b>	des <u>k</u>	<b>5</b>	peach <u>e</u> s	<b>4</b>	sp <u>r</u> ead	<b>6</b>	shout <u>e</u> d	<b>3</b>	col <u>u</u> m <u>n</u>	<b>8</b>	f <u>a</u> s <u>t</u>	<b>7</b>	k <u>n</u> ee	<b>1</b>	s <u>q</u> u <u>i</u> d
<b>2</b>	des <u>k</u>	<b>5</b>	peach <u>e</u> s														
<b>4</b>	sp <u>r</u> ead	<b>6</b>	shout <u>e</u> d														
<b>3</b>	col <u>u</u> m <u>n</u>	<b>8</b>	f <u>a</u> s <u>t</u>														
<b>7</b>	k <u>n</u> ee	<b>1</b>	s <u>q</u> u <u>i</u> d														
C. Listen and write.																	
<p><b>CD 2-61</b></p> <p>1. My little sister washed the dishes and forks. (x2) 2. My uncle with a pink scarf skated on the street. (x2)</p>	<p><b>ANSWER KEY</b></p> <p>1. My <u>l</u>ittle sister <u>w</u>ashed the <u>d</u>ishes and forks. 2. My uncle with a pink <u>s</u>carf <u>s</u>kated on the <u>s</u>treet.</p>																